

The School Community Index

The School Community Index is the compilation of data gathered from the school expressed in chart, graph, and narrative forms. It is an assessment tool for the school team that probes 65 points relative to relationships between the constituencies within the school community and identifies areas of strength as well as areas needing attention. This analysis allows the school team to draw conclusions about relationships within the school community and deploy strategies to make improvements where needed. The School Community Index components reveal data gathered about the school, its practices, and the perceptions of the people most intimately connected to it.

About Your School

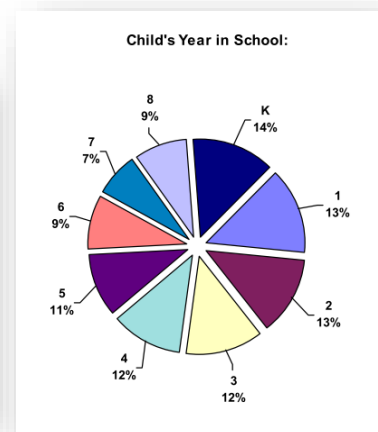
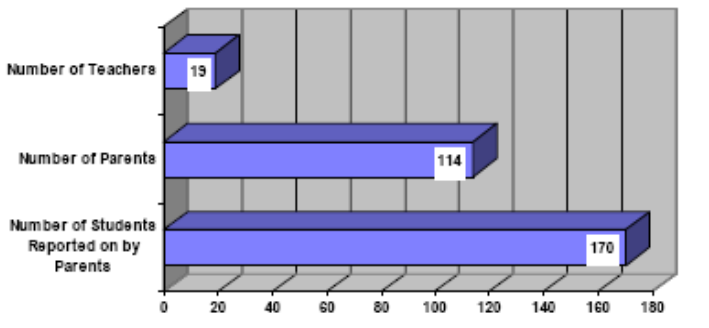
(SCI 3)

The School Information Form is completed by the principal (or someone designated by the principal) online. It gathers school contact information, demographic information, grade levels served, enrollment information, state assessment scores, school personnel count and categories, and asks questions about current parental involvement practices and other existing programs. Worksheets can be downloaded from the website to help in collecting the school information and, once collected, entered and submitted online.

Who Completed the Survey?

(SCI 21)

This component reports the number of teachers, parents, and students represented by the data collected from the school and presents a clear demographic picture of survey respondents and their families.



Parental Involvement

(SCI 25 Elementary SCI 27 HS)

The Parent Involvement component examines and reports the present level of parent involvement evidenced in the school based on the collected data.

The Curriculum of the Home

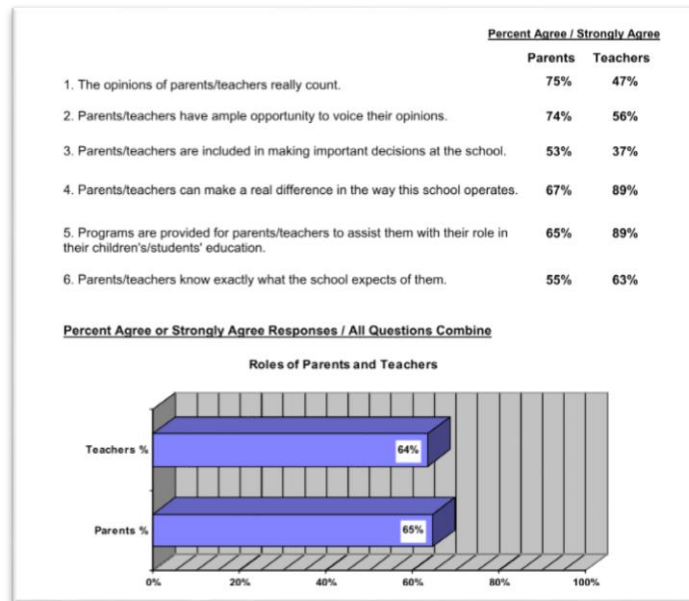
(SCI 31 Elementary SCI 33 HS)

This component reports the responses from parents (and in high schools, students) to statements centered on activities and practices in which the student is engaged beyond school hours (such as time spent studying, reading, electronic entertainment, and enrichment activities).

Perceptions of Parents, Teachers, and Students (in High Schools)

(SCI 43 Elementary SCI 45 HS)

The perceptions component reports how parents responded to statements about the role of parents in the school, and how teachers responded to similar statements about the role of the teacher in the school. In other parts of this component parents and teachers respond to identical sets of statements.



Summary

(SCI 53 Elementary SCI 55 HS)

The school's Index number is a numeric summary of the percentage of affirmative responses of each category within a component. The components of Parental Involvement, Curriculum of the Home, and Perceptions are each assigned an Index number using this calculation. Each of the three components referenced are then averaged to arrive at the school community's Index number.

Threshold Analysis

(SCI 55 Elementary SCI 59 HS)

The Threshold Analysis is a narrative summary of the school's data revealing the threshold of each of the categories within the Index components. Using the threshold information, the school team is better equipped to plan for needed improvements and build on current successes.